

Model: V625E5

Powered by VOLVO



Generator Specification

| Service | PRP ⁽¹⁾ | ESP ⁽²⁾ |
|--------------------------------|--------------------|--------------------|
| Power (kVA) | 575 | 625 |
| Power (kW) | 460 | 500 |
| Rated speed (r.p.m) | 1500 | |
| Standard voltage (V) | 400/230V | |
| Rated at power factor(cos phi) | 0.8 | |



AGG Power gensets are compliant with ISO 9001 and CE standard, which include the following directives:

- 2006/42/EC Machinery safety.
- 2006/95/EC Low voltage
- EN 60204-1: 2006+A1: 2009, EN ISO 12100: 2010, EN ISO 13849-1: 2008, EN 12601 : 2010

(1) PRP (Prime Power):

According to ISO8528-1, prime power is the maximum power available during a variable power sequence, which may be run for an unlimited number of hours per year, between stated maintenance intervals. The permissible average power output during at 24 hours period shall not exceed 80% of the prime power. 10% overload available for governing purposes only.

(2) ESP (Standby Power):

According to ISO 8528-1, It is defined as the maximum power available, under the agreed operating conditions, for which the generating set is capable of delivering for up to 500 hours of operation per year (of which no more than 300 hours for continuative use) with the maintenance intervals and procedures being carried out as prescribed by the manufacturers. No overload capability is available.

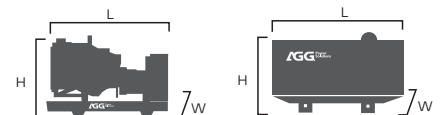
| Powers Voltage (V) | ESP | | PRP | | Standby Amps |
|--------------------|-----|-----|-----|-----|--------------|
| | KVA | KW | KVA | KW | |
| 415/240 | 625 | 500 | 575 | 460 | 869.5 |
| 400/230 | 625 | 500 | 575 | 460 | 902.1 |
| 380/220 | 625 | 500 | 575 | 460 | 946.6 |

Performance Data

| | | |
|--------------------------|--------------------|-----|
| Model | V625E5 | |
| Engine brand | Volvo | |
| Engine model | TAD1642GE | |
| Speed control type | ECM | |
| Phase | 3 | |
| Control system | Digital | |
| Starter motor voltage | 24V | |
| Frequency | 50HZ | |
| Engine speed (RPM) | 1500 | |
| Fuel Consumption (g/kwh) | 100% standby power | 200 |
| | 100% prime power | 198 |
| | 75% prime power | 195 |
| | 50% prime power | 195 |

Standard reference Conditions

Note: Standard reference condition 25°C (77°F) air inlet temp, 100m(328ft) A.S.L 30% relative humidity. Fuel consumption dat with diesel fuel with specific gravity of 0.85 and conforming to BS 2869: 1998 , Class A2



Dimension and Weight

| Dimension | Open | Silent |
|---------------|---------|--------|
| Length (L) | 4712 mm | 4712mm |
| Width (W) | 1600 mm | 1600mm |
| Height (H) | 2465 mm | 2465mm |
| Net Weight | 5417 KG | REQ |
| Fuel Tank (L) | 700 L | REQ |

■ Engine Specification: TAD1642GE

| General data | |
|-----------------------------------|----------|
| No. of cylinders | 6 |
| Cylinder arrangement | In-line |
| Cycle | 4 stroke |
| Displacement | 16 L |
| Bore | 144 mm |
| Stroke | 165 mm |
| Compression ratio | 16.5:1 |
| Dry weight-engine only | NA |
| Dry weight-include cooling system | NA |
| Wet weight-engine only | 1550 kg |
| Wet weight-Genpac | 2020 kg |

| Cooling system | |
|---|---------|
| Heat rejection radiation from engine at | |
| - standby power | 20 kW |
| - prime power | 18kW |
| Heat engine rejection to coolant at | |
| - standby power | 218 kW |
| - prime power | 187 kW |
| Fan power consumption | NA |
| Fan drive ratio | 1.13:1 |
| Coolant capacity-engine | 24 L |
| Coolant capacity-std radiator | 61 L |
| Coolant pump(drive/ratio) | 1.85:1 |
| Coolant flow with standard system | 6.4 L/S |
| Minimum coolant flow | 6.4 L/S |
| Max. out circuit restriction | 40 kPA |
| Thermostat-start to open | 82 °C |
| Thermostat-fully open | 92 °C |
| Max. static pressure head | 100 kPA |
| Min. static pressure head | 70 kPA |
| Standard pressure cap setting | 75 kPA |
| Max. top tank temp | 107 °C |

| Inlet / Exhaust Data | |
|------------------------------------|---------------------------|
| Max. intake restriction | 5 kPA |
| Heat rejection to exhaust | |
| - standby power | 427 kW |
| - prime power | 379 kW |
| Exhaust gas temp after turbine at | |
| - standby power | 482 °C |
| - prime power | 456 °C |
| Max. back pressure in exhaust line | 10 kPA |
| Exhaust gas flow at: | |
| - standby power | 102.5 m ³ /min |
| - prime power | 94.4 m ³ /min |

| Fuel system | |
|-----------------------------------|---------|
| System supply flow | 180 L/H |
| Fuel supply line max. restriction | 30 kPA |
| Fuel supply line max pressure | 0 kPA |
| System return flow | 25 L/H |
| Fuel return line max restriction | 20 kPA |
| Max. allowable inlet fuel temp | 60 °C |

| Lubrication system | |
|-------------------------------------|-------------|
| Oil consumption | |
| - standby power | 0.11 L/H |
| - prime power | 0.10 L/H |
| Oil system capacity-include filters | 48 L |
| Oil sump capacity-max. | 42 L |
| Oil sump capacity- min. | 32 L |
| Oil change intervals | 600 H |
| Oil pressure at rated speed | 300-650 kPA |
| Lubrication oil temp in oil sump | 130 °C |
| Oil filter micron size | 40 μ |

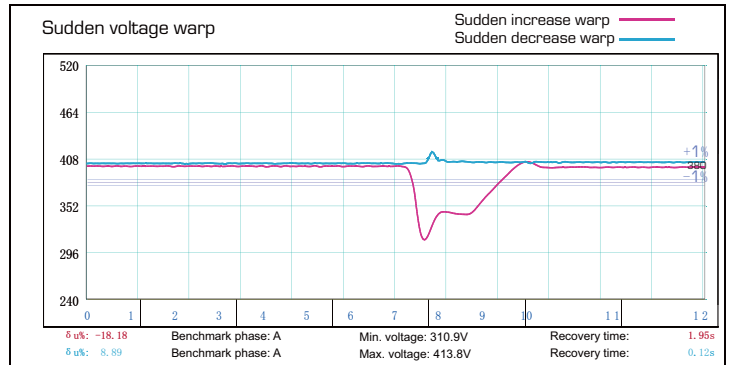
| Electrical system | |
|------------------------|--------|
| Voltage | 24 V |
| Alternator make/output | 80 Amp |
| Starter motor | 7 kW |

■ Alternator Specification

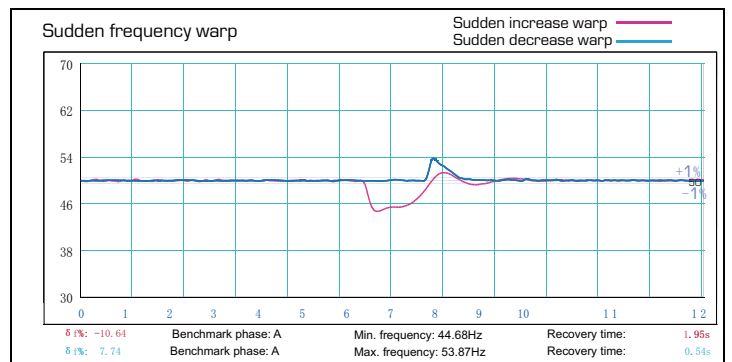
| Alternator | |
|--------------------------------|---------------------|
| Number of phase | 3 |
| Power factor (Cos Phi) | 0.8 |
| Poles | 4 |
| Winding Connections (standard) | Star-serie |
| Terminals | 12 |
| Insulation type | H class |
| Winding Pitch | 2/3 |
| IP rating | IP23 |
| Excitation system | Self-excited |
| Bearing | Single bearing |
| Coating | Vacuum impregnation |
| Voltage regulator | A.V.R |
| Couping | Flexible disc |



Emergency voltage curve



Emergency frequency curve



■ Options

| Engine | Alternator | Generator Sets | Fuel System |
|--|--|--|---|
| <ul style="list-style-type: none"> Water Jacket Pre-heater Fuel heater | <ul style="list-style-type: none"> Winding Temp measuring Instrument Alternator Pre-heater PMG Anti-damp and anti-corrosion treatment Anti-condensation heater Winding and bearing RTD | <ul style="list-style-type: none"> Tools with the machine Extended range fuel tank Bunded fuel tank | <ul style="list-style-type: none"> Low fuel level alarm Automatic fuel feeding system Fuel T-valves |
| Canopy | Lub oil system | Cooling System | Control Panel |
| <ul style="list-style-type: none"> Rental type Canopy Trailer | <ul style="list-style-type: none"> Oil Pre-heater Oil temp sensor | <ul style="list-style-type: none"> Front heat protection | <ul style="list-style-type: none"> Remote control panel ATS Synchronizing controller Adjustable earth leakage relay |

■ Control Panel

Configuration

- Emergency stop button
- Protection MCB
- Battery charger
- Integrated aviation plug
- ATS connection
- Digital control module

Features

- 3 phase generator set monitoring
- Support of engines equipped with electronic control unit
- Comprehensive diagnostic message
- Automatic or manual start/stop of the gensets
- Push buttons for simple control, lamp test
- Graphic back-lit LCD display
- Parameters adjustable via keyboard or PC
- Mains measurements (50HZ/60HZ)
- Generator measurements (50HZ/60HZ)
- Comprehensive shutdown or warning on fault condition
- 3 phase Generator protections
 - Over-/under voltage
 - Over-/under frequency
 - Current/voltage asymmetry
 - Over current/overload
- 3 phase AMF function
 - Over-/under frequency
 - Over-/under voltage
 - Voltage asymmetry
- Configurable analog inputs
- Battery voltage, engine speed (pick-up) measurement
- Configurable programmable binary inputs and outputs
- Warm-up and cooling functions
- Generator C.B. and Mains C.B. control with feedback and return timer
- RS232 interface
- Modem communication support
- Hours counter
- Sealed to Ip65
- Event log

Benefits

- Less wiring and components
- Integrated solution
- Less engineering and programming
- User friendly set-up and button layout
- Module can be configured to suit individual applications
- PC software for simplified configuration
- Wide range of communication capabilities

Operation conditions

- Operation temp: -20 °C to + 70 °C
- Storage temp: -30 °C to + 80 °C
- Operating humidity: 95% w/o condensation
- Vibration : 5-25Hz, ±1.6 mm
5-100Hz, a=4g
- Shocks: a= 500m/s²

Options

- Ethernet interface (Remote monitoring and control)
- GSM modem/wireless internet (Remote monitoring and control)
- RS232-RS485 Dual port interface
- Synchronizing control panel
- Distribution board with sockets kit and power busbar
- Battery trickle charge ammeter
- Earth leakage protection
- Earth fault protection
- Low fuel level alarm
- Low fuel level shutdown
- High fuel level alarm
- Fuel transfer system control
- Low coolant level shutdown
- High lube oil temp shutdown
- Overload via alarm switch on breaker
- Engine coolant heater controls
- Control panel heater
- Speed adjust switch
- Oil temp displayed on LCD screen
- Additional 8 inputs and outputs