

Model: V245D6

Powered by VOLVO



Generator Specification

Service	PRP ⁽¹⁾	ESP ⁽²⁾
Power (kVA)	223	245
Power (kW)	178	196
Rated speed (r.p.m)	1800	
Standard voltage (V)	400/230V	
Rated at power factor(cos phi)	0.8	



AGG Power gensets are compliant with ISO 9001 and CE standard, which include the following directives:

- 2006/42/EC Machinery safety.
- 2006/95/EC Low voltage
- EN 60204-1: 2006+A1: 2009, EN ISO 12100: 2010, EN ISO 13849-1: 2008, EN 12601 : 2010

(1) PRP (Prime Power):

According to ISO8528-1, prime power is the maximum power available during a variable power sequence, which may be run for an unlimited number of hours per year, between stated maintenance intervals. The permissible average power output during at 24 hours period shall not exceed 80% of the prime power. 10% overload available for governing purposes only.

(2) ESP (Standby Power):

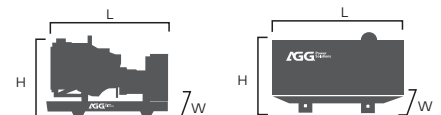
According to ISO 8528-1, It is defined as the maximum power available, under the agreed operating conditions, for which the generating set is capable of delivering for up to 500 hours of operation per year (of which no more than 300 hours for continuative use) with the maintenance intervals and procedures being carried out as prescribed by the manufacturers. No overload capability is available.

Powers Voltage (V)	ESP		PRP		Standby Amps
	KVA	KW	KVA	KW	
415/240	245	196	223	178	340.8
400/230	245	196	223	178	353.6
380/220	245	196	223	178	372.2

Performance Data		
Model	V245D6	
Engine brand	Volvo	
Engine model	TAD733GE	
Speed control type	Electronic	
Phase	3	
Control system	Digital	
Starter motor voltage	24V	
Frequency	60HZ	
Engine speed (RPM)	1800	
Fuel Consumption (g/kwh)	100% standby power	228
	100% prime power	222
	75% prime power	220
	50% prime power	222

Standard reference Conditions

Note: Standard reference condition 25°C (77°F) air inlet temp, 100m(328ft) A.S.L 30% relative humidity. Fuel consumption dat with diesel fuel with specific gravity of 0.85 and conforming to BS 2869: 1998 , Class A2



Dimension and Weight		
Dimension	Open	Silent
Length (L)	2650 mm	3950
Width (W)	1125 mm	1250
Height (H)	1755 mm	2102
Net Weight	1700 KG	2616KG
Fuel Tank (L)	350 L	405L

■ Engine Specification: TAD733GE

General data	
No. of cylinders	6
Cylinder arrangement	In-line
Cycle	4 stroke
Displacement	7 L
Bore	108 mm
Stroke	130 mm
Compression ratio	18:1
Dry weight-engine only	710 kg
Dry weight-include cooling system	785 kg
Wet weight-engine only	751 kg
Wet weight-Genpac	826 kg

Cooling system	
Heat rejection radiation from engine at	
- standby power	20 kW
- prime power	19 kW
Heat engine rejection to coolant at	
- standby power	96.1 kW
- prime power	86.5 kW
Fan power consumption	4.2 kW
Fan drive ratio	1:1.0
Coolant capacity-engine	9.8 L
Coolant capacity-std radiator	27.3 L
Coolant pump(drive/ratio)	1:1.73
Coolant flow with standard system	3 L/S
Intercooler core area(std.size)	0.46 m ²
Intercooler core thickness(std.size)	50 mm
Thermostat-start to open	87 °C
Thermostat-fully open	102 °C
Max. static pressure head	113 °C
Shutdown switch setting	70 kPa
Standard pressure cap setting	90 kPa
Max. top tank temp	105 °C

Inlet / Exhaust Data	
Max. intake restriction	3.5 kPa
Heat rejection to exhaust	
- standby power	165 kW
- prime power	142 kW
Exhaust gas temp after turbine at	
- standby power	530 °C
- prime power	510 °C
Max. back pressure in exhaust line	3 kPa
Exhaust gas flow at:	
- standby power	37.2 m ³ /min
- prime power	31.8 m ³ /min

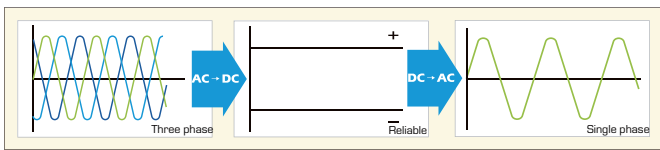
Fuel system	
Total fuel flow	360 L/H
Feed pump max suction head	500 kPa
Feed pump pressure	0.005 mm
Fuel filter micron micron size	0.063 mm
Governor type/make, standard	Heinzmann
Injection timing std.	2. 5°B.T.D.C

Lubrication system	
Oil consumption	
- standby power	0.09 L/H
- prime power	0.08 L/H
Oil system capacity-include filters	34 L
Oil sump capacity-max.	31 L
Oil sump capacity- min.	24 L
Oil change intervals	500 H
Oil pressure at rated speed	480-520 kPa
Lubrication oil temp in oil sump	110°C
Oil filter micron size	0.012 mm

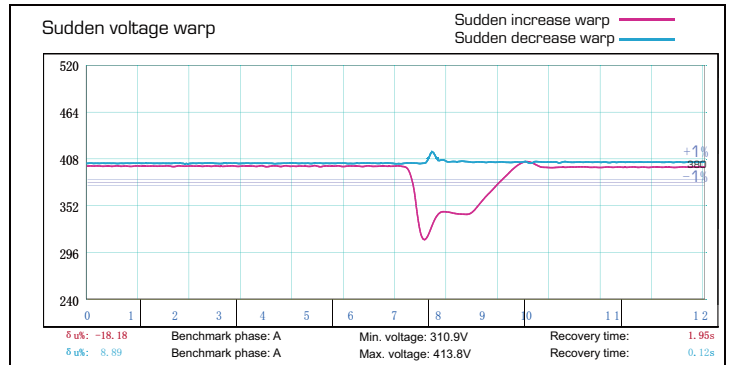
Electrical system	
Voltage	24 V
Alternator make/output	55 Amp
Starter motor	5 kW

■ Alternator Specification

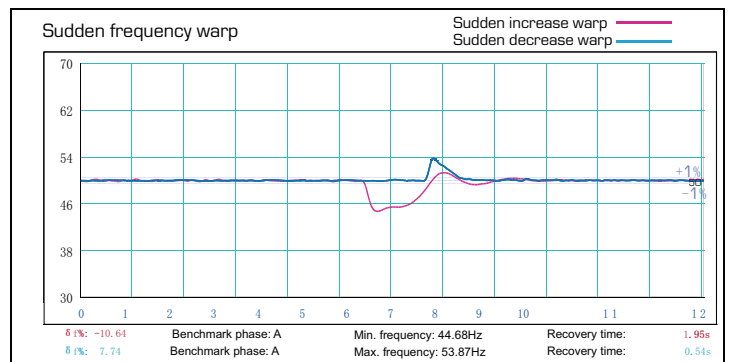
Alternator	
Number of phase	3
Power factor (Cos Phi)	0.8
Poles	4
Winding Connections (standard)	Star-serie
Terminals	12
Insulation type	H class
Winding Pitch	2/3
IP rating	IP23
Excitation system	Self-excited
Bearing	Single bearing
Coating	Vacuum impregnation
Voltage regulator	A.V.R
Couping	Flexible disc



Emergency voltage curve



Emergency frequency curve



■ Options

Engine	Alternator	Generator Sets	Fuel System
<ul style="list-style-type: none"> Water Jacket Pre-heater Fuel heater 	<ul style="list-style-type: none"> Winding Temp measuring Instrument Alternator Pre-heater PMG Anti-damp and anti-corrosion treatment Anti-condensation heater Winding and bearing RTD 	<ul style="list-style-type: none"> Tools with the machine Extended range fuel tank Bunded fuel tank 	<ul style="list-style-type: none"> Low fuel level alarm Automatic fuel feeding system Fuel T-valves
Canopy	Lub oil system	Cooling System	Control Panel
<ul style="list-style-type: none"> Rental type Canopy Trailer 	<ul style="list-style-type: none"> Oil Pre-heater Oil temp sensor 	<ul style="list-style-type: none"> Front heat protection 	<ul style="list-style-type: none"> Remote control panel ATS Synchronizing controller Adjustable earth leakage relay

■ Control Panel

Configuration

- Emergency stop button
- Protection MCB
- Battery charger
- Integrated aviation plug
- ATS connection
- Digital control module

Features

- 3 phase generator set monitoring
- Support of engines equipped with electronic control unit
- Comprehensive diagnostic message
- Automatic or manual start/stop of the gensets
- Push buttons for simple control, lamp test
- Graphic back-lit LCD display
- Parameters adjustable via keyboard or PC
- Mains measurements (50HZ/60HZ)
- Generator measurements (50HZ/60HZ)
- Comprehensive shutdown or warning on fault condition
- 3 phase Generator protections
 - Over-/under voltage
 - Over-/under frequency
 - Current/voltage asymmetry
 - Over current/overload
- 3 phase AMF function
 - Over-/under frequency
 - Over-/under voltage
 - Voltage asymmetry
- Configurable analog inputs
- Battery voltage, engine speed (pick-up) measurement
- Configurable programmable binary inputs and outputs
- Warm-up and cooling functions
- Generator C.B. and Mains C.B. control with feedback and return timer
- RS232 interface
- Modem communication support
- Hours counter
- Sealed to Ip65
- Event log

Benefits

- Less wiring and components
- Integrated solution
- Less engineering and programming
- User friendly set-up and button layout
- Module can be configured to suit individual applications
- PC software for simplified configuration
- Wide range of communication capabilities

Operation conditions

- Operation temp: -20 °C to + 70 °C
- Storage temp: -30 °C to + 80 °C
- Operating humidity: 95% w/o condensation
- Vibration : 5-25Hz, ±1.6 mm
5-100Hz, a=4g
- Shocks: a= 500m/s²

Options

- Ethernet interface (Remote monitoring and control)
- GSM modem/wireless internet (Remote monitoring and control)
- RS232-RS485 Dual port interface
- Synchronizing control panel
- Distribution board with sockets kit and power busbar
- Battery trickle charge ammeter
- Earth leakage protection
- Earth fault protection
- Low fuel level alarm
- Low fuel level shutdown
- High fuel level alarm
- Fuel transfer system control
- Low coolant level shutdown
- High lube oil temp shutdown
- Overload via alarm switch on breaker
- Engine coolant heater controls
- Control panel heater
- Speed adjust switch
- Oil temp displayed on LCD screen
- Additional 8 inputs and outputs