

## Model: P1100D5

Powered by PERKINS



### Generator Specification

Service	PRP <sup>(1)</sup>	ESP <sup>(2)</sup>
Power (kVA)	1000	1100
Power (kW)	800	880
Rated speed ( r.p.m )	1500	
Standard voltage (V)	400/230V	
Rated at power factor(cos phi)	0.8	



AGG Power gensets are compliant with ISO 9001 and CE standard, which include the following directives:

- 2006/42/EC Machinery safety.
- 2006/95/EC Low voltage
- EN 60204-1: 2006+A1: 2009, EN ISO 12100: 2010, EN ISO 13849-1: 2008, EN 12601 : 2010

#### (1) PRP (Prime Power):

According to ISO8528-1, prime power is the maximum power available during a variable power sequence, which may be run for an unlimited number of hours per year, between stated maintenance intervals. The permissible average power output during at 24 hours period shall not exceed 80% of the prime power. 10% overload available for governing purposes only.

#### (2) ESP (Standby Power):

According to ISO 8528-1, It is defined as the maximum power available, under the agreed operating conditions, for which the generating set is capable of delivering for up to 500 hours of operation per year (of which no more than 300 hours for continuative use) with the maintenance intervals and procedures being carried out as prescribed by the manufacturers. No overload capability is available.

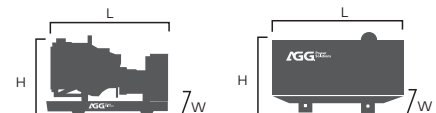
Powers Voltage (V)	ESP		PRP		Standby Amps
	KVA	KW	KVA	KW	
415/240	1100	880	1000	800	1530.4
400/230	1100	880	1000	800	1587.8
380/220	1100	880	1000	800	1671.3

### Performance Data

Model	P1100D5	
Engine brand	Perkins	
Engine model	4008-30TAG2	
Speed control type	Electronic	
Phase	3	
Control system	Digital	
Starter motor voltage	24V	
Frequency	50HZ	
Engine speed (RPM)	1500	
Fuel Consumption (L/H)	100% standby power	234
	100% prime power	213
	75% prime power	160
	50% prime power	108

#### Standard reference Conditions

Note: Standard reference condition 25°C(77°F) air inlet temp, 1000m(328ft) A.S.L 30% relative humidity. Fuel consumption dat with diesel fuel with specific gravity of 0.85 and conforming to BS 2869: 1998, Class A2



### Dimension and Weight

Dimension	Open	Silent
Length (L)	4840mm	5812mm
Width (W)	2135mm	2240mm
Height (H)	2480mm	2520mm
Net Weight	7552KG	10520KG
Fuel Tank (L)	2000L	1200

Note: This parameters allows for some acceptable deviations.

## ■ Engine Specification: 4008-30TAG2

### Basic technical data

No. of cylinders	8
Cylinder arrangement	In-line
Cycle	4 stroke, compression ignition
Induction system	Turbocharged
Compression ratio	13.1:1
Bore	160mm
Stroke	190mm
Displacement	30.5L
All ratings certified to within	TBD
Speed variation at constant load	TBD

### Cooling system

Triple thermostats

---

System designed for ambient temperatures of up to 50°C

---

### Air inlet system

Mounted air filter and turbocharger

---

### Fuel system

Direct fuel injection system with fuel lift pump

---

Digital governing to ISO 8528-5 Class G2 with isochronous capability

---

Full flow spin-on filters

---

### Lubrication system

Wet full aluminium sump with filler and dipstick

---

Full flow spin-on oil filters

---

### Flywheel and housing

Flywheel to SAE J620 Size 18

---

SAE O flywheel housing

---

### Electrical equipment

24V starter motor and 24V alternator with integral regulator and DC output

---

Turbine inlet temperature shutdown switch

---

High coolant temperature shutdown switch

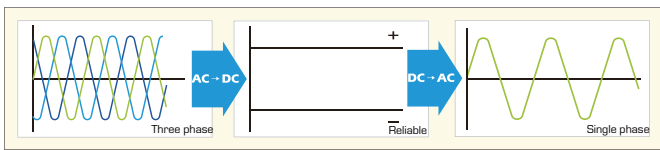
---

Low oil pressure shutdown switches

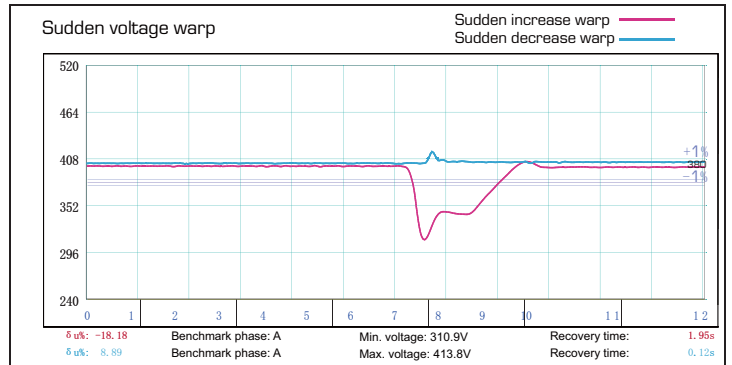
---

## ■ Alternator Specification

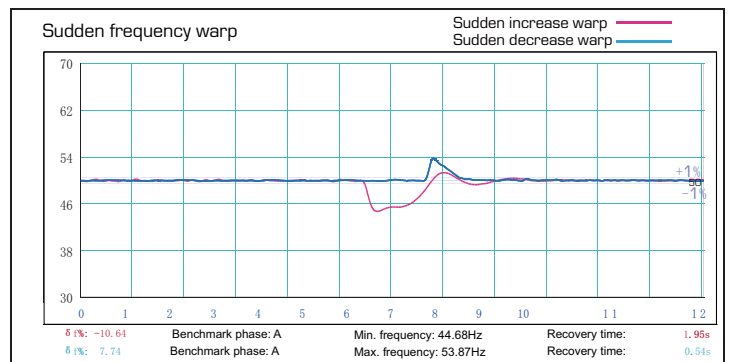
Alternator	
Number of phase	3
Power factor (Cos Phi)	0.8
Poles	4
Winding Connections (standard)	Star-serie
Terminals	12
Insulation type	H class
Winding Pitch	2/3
IP rating	IP23
Excitation system	Self-excited
Bearing	Single bearing
Coating	Vacuum impregnation
Voltage regulator	A.V.R
Couping	Flexible disc



Emergency voltage curve



Emergency frequency curve



## ■ Options

Engine	Alternator	Generator Sets	Fuel System
<ul style="list-style-type: none"> <li>Water Jacket Pre-heater</li> <li>Fuel heater</li> </ul>	<ul style="list-style-type: none"> <li>Winding Temp measuring Instrument</li> <li>Alternator Pre-heater</li> <li>PMG</li> <li>Anti-damp and anti-corrosion treatment</li> <li>Anti-condensation heater</li> <li>Winding and bearing RTD</li> </ul>	<ul style="list-style-type: none"> <li>Tools with the machine</li> <li>Extended range fuel tank</li> <li>Bunded fuel tank</li> </ul>	<ul style="list-style-type: none"> <li>Low fuel level alarm</li> <li>Automatic fuel feeding system</li> <li>Fuel T-valves</li> </ul>
Canopy	Lub oil system	Cooling System	Control Panel
<ul style="list-style-type: none"> <li>Rental type Canopy</li> <li>Trailer</li> </ul>	<ul style="list-style-type: none"> <li>Oil Pre-heater</li> <li>Oil temp sensor</li> </ul>	<ul style="list-style-type: none"> <li>Front heat protection</li> </ul>	<ul style="list-style-type: none"> <li>Remote control panel</li> <li>ATS</li> <li>Synchronizing controller</li> <li>Adjustable earth leakage relay</li> </ul>

## ■ Control Panel

### Configuration

- Emergency stop button
- Protection MCB
- Battery charger
- Integrated aviation plug
- ATS connection
- Digital control module

### Features

- 3 phase generator set monitoring
- Support of engines equipped with electronic control unit
- Comprehensive diagnostic message
- Automatic or manual start/stop of the gensets
- Push buttons for simple control, lamp test
- Graphic back-lit LCD display
- Parameters adjustable via keyboard or PC
- Mains measurements ( 50HZ/60HZ)
- Generator measurements ( 50HZ/60HZ)
- Comprehensive shutdown or warning on fault condition
- 3 phase Generator protections
  - Over-/under voltage
  - Over-/under frequency
  - Current/voltage asymmetry
  - Over current/overload
- 3 phase AMF function
  - Over-/under frequency
  - Over-/under voltage
  - Voltage asymmetry
- Configurable analog inputs
- Battery voltage, engine speed (pick-up) measurement
- Configurable programmable binary inputs and outputs
- Warm-up and cooling functions
- Generator C.B. and Mains C.B. control with feedback and return timer
- RS232 interface
- Modem communication support
- Hours counter
- Sealed to Ip65
- Event log

### Benefits

- Less wiring and components
- Integrated solution
- Less engineering and programming
- User friendly set-up and button layout
- Module can be configured to suit individual applications
- PC software for simplified configuration
- Wide range of communication capabilities

### Operation conditions

- Operation temp: -20 °C to + 70 °C
- Storage temp: -30 °C to + 80 °C
- Operating humidity: 95% w/o condensation
- Vibration : 5-25Hz, ±1.6 mm  
5-100Hz, a=4g
- Shocks: a= 500m/s<sup>2</sup>

### Options

- Ethernet interface (Remote monitoring and control)
- GSM modem/wireless internet (Remote monitoring and control)
- RS232-RS485 Dual port interface
- Synchronizing control panel
- Distribution board with sockets kit and power busbar
- Battery trickle charge ammeter
- Earth leakage protection
- Earth fault protection
- Low fuel level alarm
- Low fuel level shutdown
- High fuel level alarm
- Fuel transfer system control
- Low coolant level shutdown
- High lube oil temp shutdown
- Overload via alarm switch on breaker
- Engine coolant heater controls
- Control panel heater
- Speed adjust switch
- Oil temp displayed on LCD screen
- Additional 8 inputs and outputs