


## Model: K40D5

Powered by KUBOTA



### Generator Specification

Service	PRP <sup>(1)</sup>	ESP <sup>(2)</sup>
Power (kVA)	37	40
Power (kW)	29.6	32
Rated speed ( r.p.m )	1800	
Standard voltage (V)	400/230V	
Rated at power factor(cos phi)	0.8	



AGG Power gensets are compliant with ISO 9001 and CE standard, which include the following directives:

- 2006/42/EC Machinery safety.
- 2006/95/EC Low voltage
- EN 60204-1: 2006+A1: 2009, EN ISO 12100: 2010, EN ISO 13849-1: 2008, EN 12601 : 2010

#### [1] PRP (Prime Power):

According to ISO8528-1, prime power is the maximum power available during a variable power sequence, which may be run for an unlimited number of hours per year, between stated maintenance intervals. The permissible average power output during at 24 hours period shall not exceed 80% of the prime power. 10% overload available for governing purposes only.

#### [2] ESP (Standby Power):

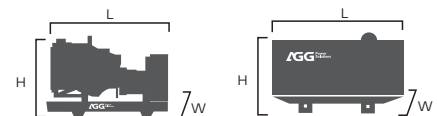
According to ISO 8528-1, It is defined as the maximum power available, under the agreed operating conditions, for which the generating set is capable of delivering for up to 500 hours of operation per year (of which no more than 300 hours for continuative use) with the maintenance intervals and procedures being carried out as prescribed by the manufacturers. No overload capability is available.

Powers Voltage (V)	ESP		PRP		Standby Amps
	KVA	KW	KVA	KW	
415/240V	40	32	37	29.6	55.6
400/230V	40	32	37	29.6	57.7
380/220V	40	32	37	29.6	60.7

Performance Data		
Model	K40D5	
Engine brand	KUBOTA	
Engine model	V3300-T-E2BG2	
Speed control type	Mechanical	
Phase	3	
Control system	Digital	
Starter motor voltage	12V	
Frequency	50HZ	
Engine speed (RPM)	1500	
Fuel Consumption (L/H)	100% standby power	-
	100% prime power	-
	75% prime power	-
	50% prime power	-

#### Standard reference Conditions

Note: Standard reference condition 25°C (77°F) air inlet temp, 100m(328ft) A.S.L 30% relative humidity. Fuel consumption dat with diesel fuel with specific gravity of 0.85 and conforming to BS 2869: 1998 , Class A2



Dimension and Weight		
Dimension	Open	Silent
Length (L)	-	2120mm
Width (W)	-	960mm
Height (H)	-	1169mm
Net Weight	-	1000 KG
Fuel Tank (L)	-	65 L

Note: This parameters allows for some acceptable deviations.

## ■ Engine Specification: V3300-T-E2BG2

### Basic technical data

No. of cylinders	4
Cylinder arrangement	In-line
Cycle	4 stroke
Combustion type	Spherical Type (E-TVCS)
Compression ratio	21.8:1
Bore	98mm
Stroke	110mm
Displacement	3.318L
Firing Order	1-3-4-3
Dry Weight	250kg

### Cooling system

Pressurized Radiator, Forced Circulation with water pump	-
Ho(Heat Rejection to coolant)	33.594 kcal/h
Thermostat(Opening Temp. )	76.5
Thermostat cover	Up Outlet
Fan Spacer	12mm
Fan	Φ430mm 6 blades, Pusher
Fan Pulley	φ 130
Fan Drive Pulley	φ 143

### Fuel system

Injection Pump	Bosch Type
Fuel Injection Pressure	13.73 Mpa
Fuel Pump	Mechanical
Fuel Injection Timing	17.0 deg
Fuel Oil	Diesel Fuel No. 2-D(ASTM D975)

### Induction system

Combustion Air Requirements ( 25 and 750mmHg)	3.59m <sup>3</sup> /min
Exhaust Gas Volume ( 25 and 750mmHg)	9.0m <sup>3</sup> /min

### Lubrication system

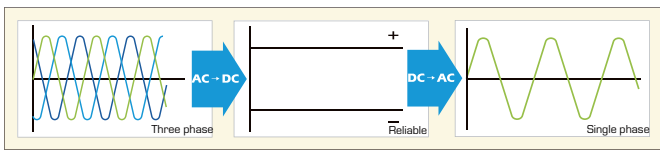
Class CF lubricating oil as per API classification is recommended	
Forced Lubricating by Trochoid Pump	
Lub.Oil Capacity	13.2 L

### Electrical system

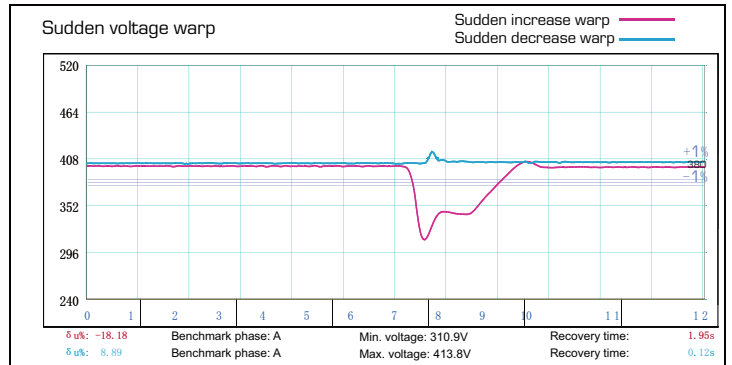
Starter	12V - 2.5kW
Alternator	12V - 45A

## ■ Alternator Specification

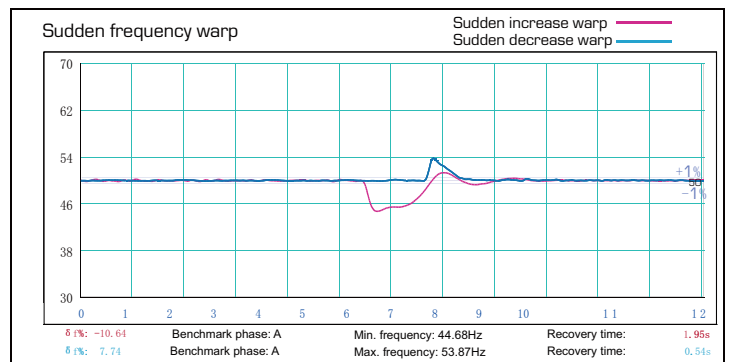
Alternator	
Number of phase	3
Power factor (Cos Phi)	0.8
Poles	4
Winding Connections (standard)	Star-serie
Terminals	12
Insulation type	H class
Winding Pitch	2/3
IP rating	IP23
Excitation system	Self-excited
Bearing	Single bearing
Coating	Vacuum impregnation
Voltage regulator	A.V.R
Couping	Flexible disc



Emergency voltage curve



Emergency frequency curve



## ■ Options

Engine	Alternator	Generator Sets	Fuel System
<ul style="list-style-type: none"> <li>Water Jacket Pre-heater</li> <li>Fuel heater</li> </ul>	<ul style="list-style-type: none"> <li>Winding Temp measuring Instrument</li> <li>Alternator Pre-heater</li> <li>PMG</li> <li>Anti-damp and anti-corrosion treatment</li> <li>Anti-condensation heater</li> <li>Winding and bearing RTD</li> </ul>	<ul style="list-style-type: none"> <li>Tools with the machine</li> <li>Extended range fuel tank</li> <li>Bunded fuel tank</li> </ul>	<ul style="list-style-type: none"> <li>Low fuel level alarm</li> <li>Automatic fuel feeding system</li> <li>Fuel T-valves</li> </ul>
Canopy	Lub oil system	Cooling System	Control Panel
<ul style="list-style-type: none"> <li>Rental type Canopy</li> <li>Trailer</li> </ul>	<ul style="list-style-type: none"> <li>Oil Pre-heater</li> <li>Oil temp sensor</li> </ul>	<ul style="list-style-type: none"> <li>Front heat protection</li> </ul>	<ul style="list-style-type: none"> <li>Remote control panel</li> <li>ATS</li> <li>Synchronizing controller</li> <li>Adjustable earth leakage relay</li> </ul>

## Control Panel

### Configuration

- Emergency stop button
- Protection MCB
- Battery charger
- Integrated aviation plug
- ATS connection
- Digital control module

### Features

- 3 phase generator set monitoring
- Support of engines equipped with electronic control unit
- Comprehensive diagnostic message
- Automatic or manual start/stop of the gensets
- Push buttons for simple control, lamp test
- Graphic back-lit LCD display
- Parameters adjustable via keyboard or PC
- Mains measurements ( 50HZ/60HZ)
- Generator measurements ( 50HZ/60HZ)
- Comprehensive shutdown or warning on fault condition
- 3 phase Generator protections
  - Over-/under voltage
  - Over-/under frequency
  - Current/voltage asymmetry
  - Over current/overload
- 3 phase AMF function
  - Over-/under frequency
  - Over-/under voltage
  - Voltage asymmetry
- Configurable analog inputs
- Battery voltage, engine speed (pick-up) measurement
- Configurable programmable binary inputs and outputs
- Warm-up and cooling functions
- Generator C.B. and Mains C.B. control with feedback and return timer
- RS232 interface
- Modem communication support
- Hours counter
- Sealed to Ip65
- Event log

### Benefits

- Less wiring and components
- Integrated solution
- Less engineering and programming
- User friendly set-up and button layout
- Module can be configured to suit individual applications
- PC software for simplified configuration
- Wide range of communication capabilities

### Operation conditions

- Operation temp: -20 °C to + 70 °C
- Storage temp: -30 °C to + 80 °C
- Operating humidity: 95% w/o condensation
- Vibration : 5-25Hz, ±1.6 mm  
5-100Hz, a=4g
- Shocks: a= 500m/s<sup>2</sup>

### Options

- Ethernet interface (Remote monitoring and control)
- GSM modem/wireless internet (Remote monitoring and control)
- RS232-RS485 Dual port interface
- Synchronizing control panel
- Distribution board with sockets kit and power busbar
- Battery trickle charge ammeter
- Earth leakage protection
- Earth fault protection
- Low fuel level alarm
- Low fuel level shutdown
- High fuel level alarm
- Fuel transfer system control
- Low coolant level shutdown
- High lube oil temp shutdown
- Overload via alarm switch on breaker
- Engine coolant heater controls
- Control panel heater
- Speed adjust switch
- Oil temp displayed on LCD screen
- Additional 8 inputs and outputs