


Model: M2250E5

Powered by MTU



Generator Specification

Service	PRP ⁽¹⁾	ESP ⁽²⁾
Power (kVA)	2050	2250
Power (kW)	1640	1800
Rated speed (r.p.m)	1500	
Standard voltage (V)	400/230V	
Rated at power factor(cos phi)	0.8	



AGG Power gensets are compliant with ISO 9001 and CE standard, which include the following directives:

- 2006/42/EC Machinery safety.
- 2006/95/EC Low voltage
- EN 60204-1: 2006+A1: 2009, EN ISO 12100: 2010, EN ISO 13849-1: 2008, EN 12601 : 2010

(1) PRP (Prime Power):

According to ISO8528-1, prime power is the maximum power available during a variable power sequence, which may be run for an unlimited number of hours per year, between stated maintenance intervals. The permissible average power output during at 24 hours period shall not exceed 80% of the prime power. 10% overload available for governing purposes only.

(2) ESP (Standby Power):

According to ISO 8528-1, It is defined as the maximum power available, under the agreed operating conditions, for which the generating set is capable of delivering for up to 500 hours of operation per year (of which no more than 300 hours for continuative use) with the maintenance intervals and procedures being carried out as prescribed by the manufacturers. No overload capability is available.

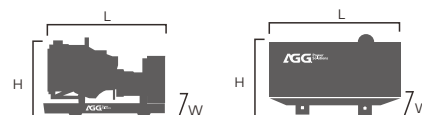
Powers Voltage (V)	ESP KVA	ESP KW	PRP KVA	PRP KW	Standby Amps
415/240	2250	1800	2050	1640	3130.3
400/230	2250	1800	2050	1640	3247.7
380/220	2250	1800	2050	1640	3418.6

Performance Data

Model	M2250E5	
Engine brand	MTU	
Engine model	16V4000G23	
Speed control type	ADEC	
Phase	3	
Control system	Digital	
Starter motor voltage	24V	
Frequency	50HZ	
Engine speed (RPM)	1500	
Fuel Consumption (L/H)	100% standby power	497.32
	100% prime power	452.11
	75% prime power	344.38
	50% prime power	241.36

Standard reference Conditions

Note: Standard reference condition 25°C (77°F) air inlet temp, 100m(328ft) A.S.L 30% relative humidity. Fuel consumption dat with diesel fuel with specific gravity of 0.85 and conforming to BS 2869: 1998 , Class A2



Dimension and Weight

Dimension	Open	Silent
Length (L)	6568mm	12192mm
Width (W)	2645mm	2438mm
Height (H)	2320mm	2896mm
Net Weight	-	-
Fuel Tank (L)	-	-

Note: This parameters allows for some acceptable deviations.

■ Engine Specification: 16V4000G23

Basic technical data

Operated method	Four stroke diesel
Combustion system	Direction injection
Bore	170mm
Stroke	210mm
Displacement, total	76.30 L
Number of cylinders	16
Compression ratio	16.5:1
Flywheel housing flange	SAE O
Number of intercooler	1
Number of Turbocharger	4

Cooling system

Coolant temperature(at engine outlet to cooking equipment)	100° C
Coolant temperature after engine, alarm	102° C
Coolant temperature after engine, shutdown	104° C
Coolant antifreeze content, max. permissible	50%
Coolant flow rate	68.5 m3/h
Coolant pump: inlet pressure, min	0.4 bar
Coolant pump: inlet pressure, max	1.50 bar
Pressure loss in off-engine cooling system, max. permissible	0.7 bar
Cooling equipment: height above engine max. permissible	15.2 m
Cooling equipment: design pressure	2.5 bar
Recommended coolant	50% anti freeze/50% water.

Combustion air

Combustion air volume flow	2.3 m3/sec
Intake air depression	15 mbar

Fuel system

Fuel supply flow, max.	20 l/min
Fuel return flow, max.	6 l/min
Fuel temperature differential before/after engine	30°C
Fuel fine filter (main circuit): particle retention	0.005mm

Starter system

Starter, rated voltage	24V
Starter, rated requirement max	TBD
Starter, power requirement at firing speed	TBD

Exhaust system

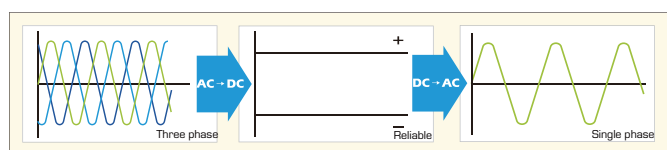
Exhaust volume flow	5.80 m3/sec
Exhaust temperature after turbocharger	485° C
Exhaust backpressure limite value	85 mbar

Heat dissipation

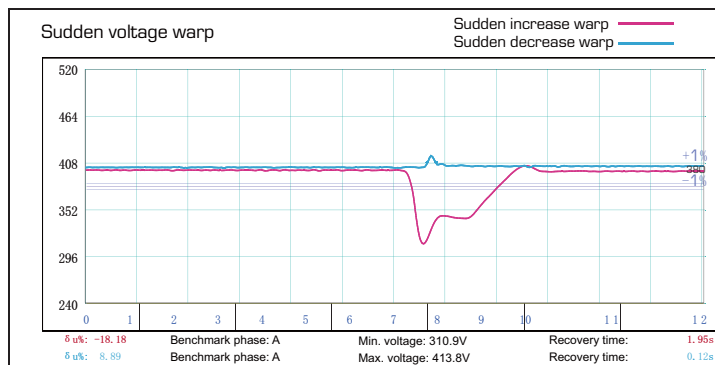
Engine coolant dissipation 100% load	730 kw
Charge-air heat dissipation 100% load	320 kw
Radiation and convection heat, engine	90 kw

■ Alternator Specification

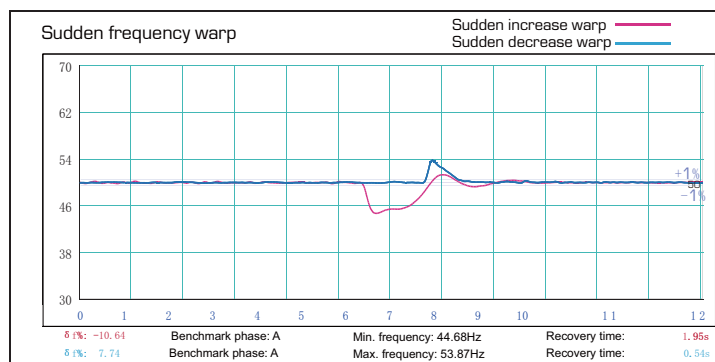
Alternator	
Number of phase	3
Power factor (Cos Phi)	0.8
Poles	4
Winding Connections (standard)	Star-serie
Terminals	12
Insulation type	H class
Winding Pitch	2/3
IP rating	IP23
Excitation system	Self-excited
Bearing	Single bearing
Coating	Vacuum impregnation
Voltage regulator	A.V.R
Couping	Flexible disc



Emergency voltage curve



Emergency frequency curve



■ Options

Engine	Alternator	Generator Sets	Fuel System
<ul style="list-style-type: none"> Water Jacket Pre-heater Fuel heater 	<ul style="list-style-type: none"> Winding Temp measuring Instrument Alternator Pre-heater PMG Anti-damp and anti-corrosion treatment Anti-condensation heater Winding and bearing RTD 	<ul style="list-style-type: none"> Tools with the machine Extended range fuel tank Bunded fuel tank 	<ul style="list-style-type: none"> Low fuel level alarm Automatic fuel feeding system Fuel T-valves
Canopy	Lub oil system	Cooling System	Control Panel
<ul style="list-style-type: none"> Rental type Canopy Trailer 	<ul style="list-style-type: none"> Oil Pre-heater Oil temp sensor 	<ul style="list-style-type: none"> Front heat protection 	<ul style="list-style-type: none"> Remote control panel ATS Synchronizing controller Adjustable earth leakage relay

■ Control Panel

Configuration

- Emergency stop button
- Protection MCB
- Battery charger
- Integrated aviation plug
- ATS connection
- Digital control module

Features

- 3 phase generator set monitoring
- Support of engines equipped with electronic control unit
- Comprehensive diagnostic message
- Automatic or manual start/stop of the gensets
- Push buttons for simple control, lamp test
- Graphic back-lit LCD display
- Parameters adjustable via keyboard or PC
- Mains measurements (50HZ/60HZ)
- Generator measurements (50HZ/60HZ)
- Comprehensive shutdown or warning on fault condition
- 3 phase Generator protections
 - Over-/under voltage
 - Over-/under frequency
 - Current/voltage asymmetry
 - Over current/overload
- 3 phase AMF function
 - Over-/under frequency
 - Over-/under voltage
 - Voltage asymmetry
- Configurable analog inputs
- Battery voltage, engine speed (pick-up) measurement
- Configurable programmable binary inputs and outputs
- Warm-up and cooling functions
- Generator C.B. and Mains C.B. control with feedback and return timer
- RS232 interface
- Modem communication support
- Hours counter
- Sealed to Ip65
- Event log

Benefits

- Less wiring and components
- Integrated solution
- Less engineering and programming
- User friendly set-up and button layout
- Module can be configured to suit individual applications
- PC software for simplified configuration
- Wide range of communication capabilities

Operation conditions

- Operation temp: -20 °C to + 70 °C
- Storage temp: -30 °C to + 80 °C
- Operating humidity: 95% w/o condensation
- Vibration : 5-25Hz, ± 1.6 mm
5-100Hz, $a=4g$
- Shocks: $a= 500m/s^2$

Options

- Ethernet interface (Remote monitoring and control)
- GSM modem/wireless internet (Remote monitoring and control)
- RS232-RS485 Dual port interface
- Synchronizing control panel
- Distribution board with sockets kit and power busbar
- Battery trickle charge ammeter
- Earth leakage protection
- Earth fault protection
- Low fuel level alarm
- Low fuel level shutdown
- High fuel level alarm
- Fuel transfer system control
- Low coolant level shutdown
- High lube oil temp shutdown
- Overload via alarm switch on breaker
- Engine coolant heater controls
- Control panel heater
- Speed adjust switch
- Oil temp displayed on LCD screen
- Additional 8 inputs and outputs